

Home

Jury

Partners

Problems

About

Contacts

My Account

Click here



Log In

How to upload your solutions:

1. Register all the team members
2. Form a team in your account
3. After you have formed the team, the solution uploading menu option will appear. Upload the solutions of the Extramural round problems.

E-mail address

Password

Log In

Registration

[Forgot your password?](#)

Click here

Sign up

1. Fill the gap with your surname in native language

2. Fill gap with your name in native language

3. Fill the gap with your middle name (if you have) in native language

4. Fill the gap

5. Fill the gaps

7. Fill the gap with your university name in native language

6. Choose this

8. Choose your graduation year

9. Fill the gap

Surname

Name

Middle name

Surname in English

Name in English

Year of birth

Country

Town/City

Status

☐ School ☒ Student ☐ Expert

University

Graduation year

University in English

1. Fill the gaps

E-mail address

Phone number

Comment

2. Here you can ask or add something if you want

Password

Password Repeat

3. Click here

☐ I agree to provide my personal information

Licence agreement

4. Here you can find out the licence agreement

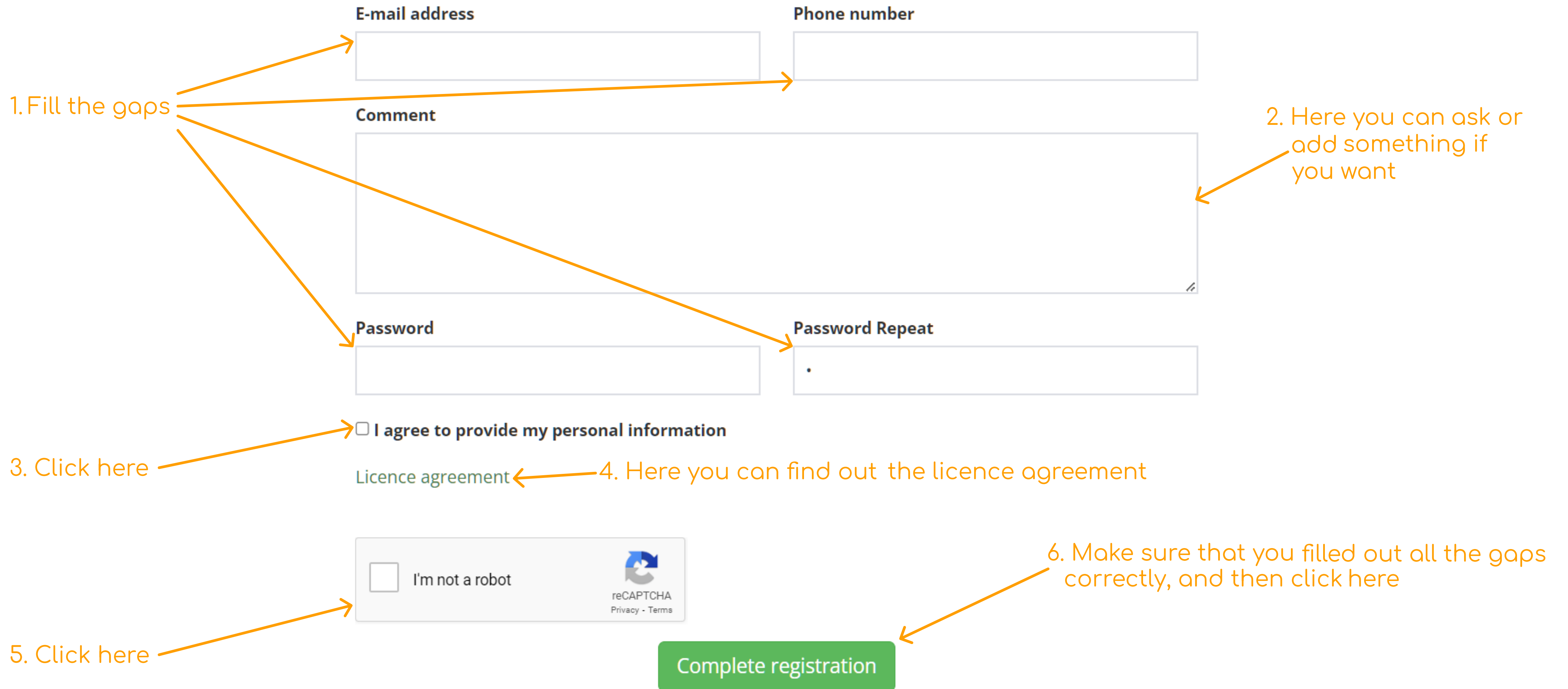
5. Click here

☐ I'm not a robot

reCAPTCHA
Privacy - Terms

6. Make sure that you filled out all the gaps correctly, and then click here

Complete registration

A registration form with several input fields and checkboxes. The form is titled 'E-mail address', 'Phone number', 'Comment', 'Password', and 'Password Repeat'. There are also checkboxes for 'I agree to provide my personal information' and 'I'm not a robot'. A green button at the bottom is labeled 'Complete registration'. Annotations with orange arrows point to various parts of the form: '1. Fill the gaps' points to the E-mail address, Phone number, Password, and Password Repeat fields; '2. Here you can ask or add something if you want' points to the Comment field; '3. Click here' points to the 'I agree to provide my personal information' checkbox; '4. Here you can find out the licence agreement' points to the 'Licence agreement' link; '5. Click here' points to the 'I'm not a robot' checkbox; and '6. Make sure that you filled out all the gaps correctly, and then click here' points to the 'Complete registration' button.

Go to E-mail that you indicated before



SCITOURN.ru <tournament@scitourn.ru>

КОМУ:

Dear

Thank you for signing in on the Tournament system

Your data to use the system is

Username:

Password: *password you set while register*

To activate your personal account click on the link:

<https://scitourn.com/account/auth/activate?login=>

Sincerely, Tournament Organizing Committee

Click here

Click here to create your team

Future tournaments

TEST2024

Lorem ipsum dolor sit amet, consectetur adipiscing elit, sed do eiusmod tempor incididunt ut labore et dolore magna aliqua

Gather a team for participation

Past tournaments

Grand final of the International Natural Sciences Tournament 2022

Show all tournaments

Tournaments

My teams

Edit personal
information

Participate as Jury

Russian version

Back to website

Log out

TEST2024

Lorem ipsum dolor sit amet, consectetur adipiscing elit, sed do eiusmod tempor incididunt ut labore et dolore magna aliqua. Ut enim ad minim veniam, quis nostrud exercitation ullamco laboris nisi ut aliquip ex ea commodo consequat. Duis aute irure dolor in reprehenderit in voluptate velit esse cillum dolore eu fugiat nulla pariatur. Excepteur sint occaecat cupidatat non proident, sunt in culpa qui officia deserunt mollit anim id est laborum.

Here you can read the tournament rules

Rules

Extramural round problems

Here you can read the tournament extramural round problems

Create the team

Name of the team

1. Enter the team name

Logo of the team

Browse

Crop

Reset

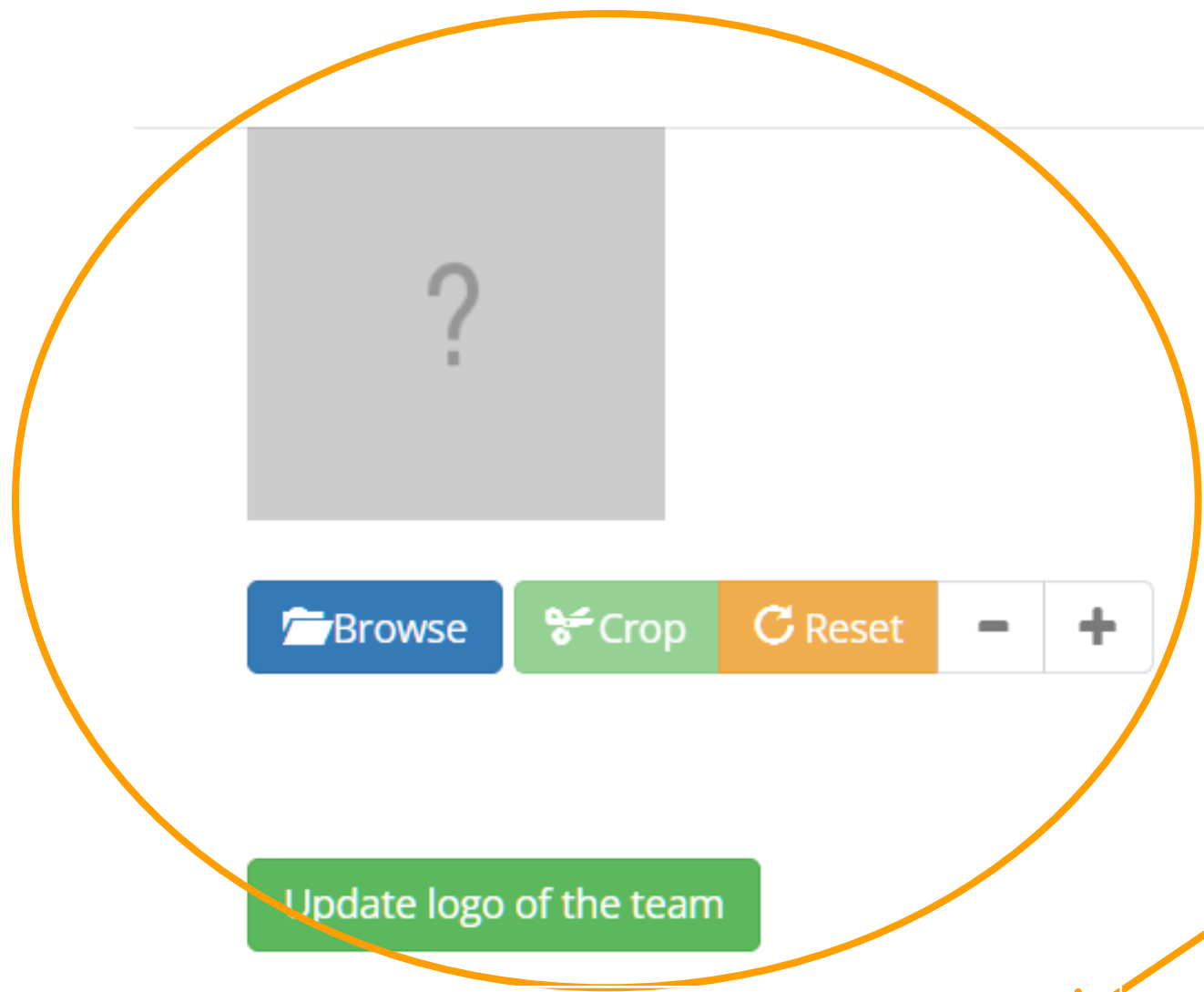
-

+

2. Skip this point, don't load your logo


Create

3. Click here



1. Skip this point, don't load your logo

Your details should appear here



5. To add another team member, reload the website and repeat steps 3 and 4

2. If you are the team captain, click here

Invite participants to your team

You can add 5 more members

E-mail address

Add participant

4. Click here

3. Enter the E-mail address of one member of your team (the participant must be registered on the website INST and confirm his/her E-mail address)